高登继电器
GOLDEN RELAYS

TEL: 86-769-89299666
FAX: 86-769-38935399
P.C.：523878
Email：goldenrelays@163.com
Http:// www.gd-r.com

产品规格确认书

Specification for approval

文件编号 File No.：GK20200810001

产品名称 Product Name: 继 电 器 RELAY

产品型号 Product model： GK-A-1A-12D3M

发布日期 Date： 2020 年 08 月 10 日

联系人 Contact:

版 本 Version： V1.0

更改单号 Number of Modification:

高登审批签字 Signature by golden			顾客签字或盖章 Stamp or signature by customer
批准 Approved	审核 Check	拟制 Make	负责人 by:
总经办 2020.08.10 陈飞勇	技术部 2020.08.10 盘德波	技术部 2020.08.10 张鹏林	日期 date:

变更版记录 Revisions

顾客 Customer		产品型号:GK-A-1A-12D3M Part No.		
变更版 Version No.	变更日期 Change Date	变更内容 Description	原因 Reason	负责人 By

产品规格确认书 Relay Specification for approval

➢ TYPE: GK SERIES

型号 Type	触点形式 Contact form	外形尺寸 Outline(	绝缘系统 Electrical Insulation	触点材料 Contact Material	产品单重 Weight
GK-A-1A-12D3M	1A	32.0 × 27.4 × 19.3 mm	Class /	Silver alloy	About 24g

➢ 安全标准 Safety Standard

Certified	UL/CUL	CQC	TUV	VDE
File No.	申请中	申请中	申请中	/

上述认证号代表该产品取得相关认证，但具体认证内容请以我公司提交的证书为准。

The authentication number represents the product to obtain the relevant certification, but the specific certification to certificate our company, please submit prevail.

➢ 线圈额定参数 Coil Rating

at 23℃

额定电压 Nominal Voltage Vd.c.	动作电压 Pick-up Voltage Vd.c.	释放电压 Drop-out Voltage Vd.c.	允许最大线圈电压 Max. Allowable Voltage Vd.c.	线圈电阻 Coil Resistance Ω	线圈功耗 Coil Power W
12.0	≤9	≥1.2	15.6	102.8×(1±10%)	About 1.4

➢ 触点参数 Contact Specification

触点额定负载（阻性） Contact Rating （Cos Φ=1）	最大切换电流 Max. Contact Current	最大切换电压 Max. Contact Voltage	最小适用负载 Min. Applicable Load
50A 250VAC	50A	250VAC	6VDC 1A

➢ 性能 Performance

触点材料 Contact material	Silver alloy	
接触电阻 Contact resistance	100 mΩ Max. (at 6 Vd.c. 1A)	
动作时间 Operate time	15 ms Max.	
释放时间 Release time	10 ms Max.	
绝缘电阻 Insulation resistance	1000 MΩ Min.(DC500V)	
环境温度 Operating ambient temperature	-40～ 85 ℃	
介质耐压 Dielectric strengh(1)	触点触点间 Between open contact :AC 1500 V, 50/60Hz 1min.	
	触点线圈间 Between contact & coil: AC 2500 V, 50/60Hz 1min.	
	触点极间 Between contact Sets：AC \ V; 50/60Hz 1min.	
振动 Vibration resistance	稳定性 Malfunction	10～55Hz,amplitude 1.5 mm
	强度 Durability	10～55Hz,amplitude 1.5 mm
冲击 Shock resistance	稳定性 Malfunction	98 m/s^2 (approx 10 G)
	强度 Durability	980 m/s^2 (approx100 G)
寿命 Life expectancy	机械寿命 Mechanical	10,00,000 operations (frequency 18,000 operations/h)
	电气寿命 Electrical	30,000 operations (frequency 600 operations/h 1s ON/9s OFF)
焊接性能 Soldering Ability	焊接温度 Soldering Temperature	(260±3) ℃
	焊接时间 Soldering time	(3±0.5) s

➢ 产品结构 Configuration

外形图 OUTLINE DIMENSIONS

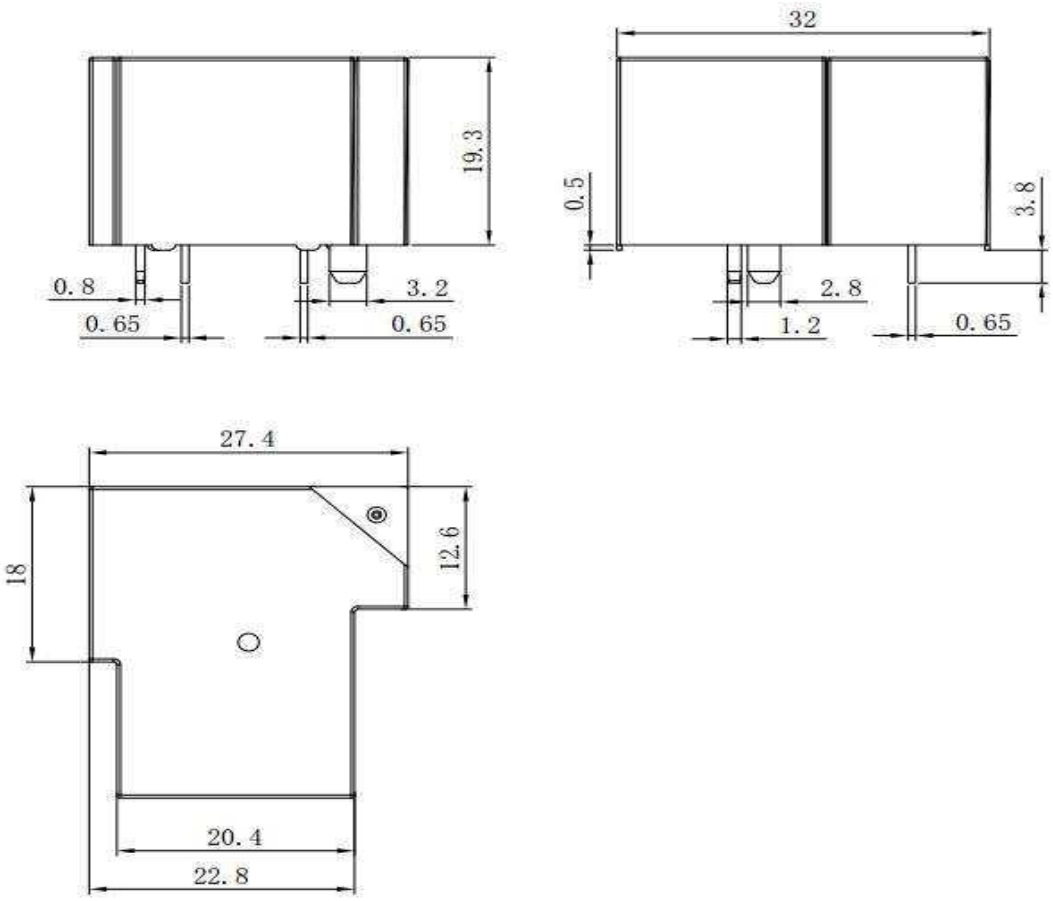

产品外形尺寸未注尺寸公差 Outline dimensions hadn't specified tolerance	
外形尺寸 Outline Dimensions	公差 Tolerance
≤1	±0.2
＞1～5	±0.3
＞5	±0.4

接线图（底视图）WIRING DIAGRAM(Bottom View)

GK-A-1A

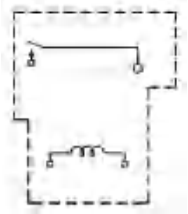

安装孔位图（底视图）PCB layout(Bottom View)

GK-A-1A

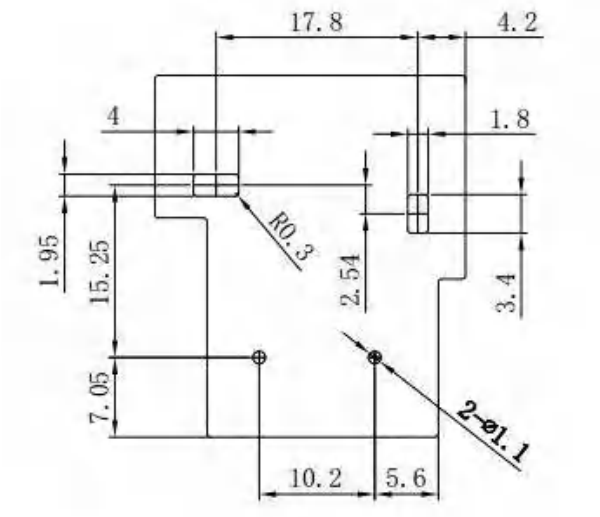

TOLERANCE: ±0.1

➢ 订货标记 Ordering Information

➢ Marking and Packing

		Eng. Change	
标识 Logo	GOLDEN C2007-02A1 GK-A-1A-12D3M 50A 250VAC 12VDC	Initial Issued	2020-08-10

NOTE:

1. Marking “C2007-02A1” isthe production date and batch number;
2. The meaning of the marking according to below:

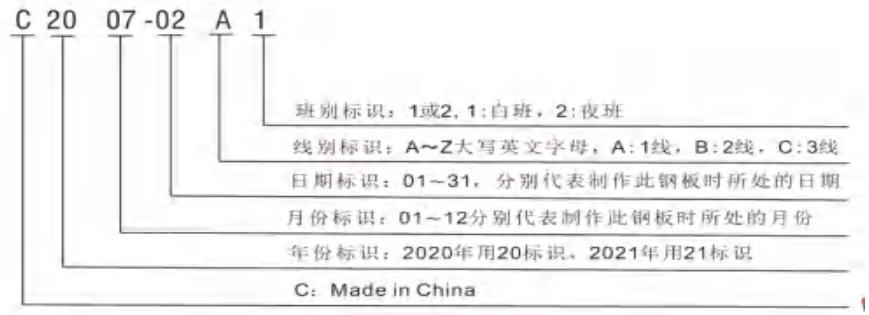

3. May have no the marking if customer have no demand;

装箱数量 Packing

400 PCS/Box

➢ 其他 Others

1 规格书内的各项性能参数是基于标准测试条件下测得的初始值

All the performance data listed in the datasheet are the initial values tested under standard testing condition.

2 非塑封继电器需要防止助焊剂或污染物进入继电器

Unsealed relays should be hand soldered to avoid flux contamination of the relay.

3 避免在强磁场条件下使用继电器，外界强磁场会造成继电器动作和释放等参数发生变化。

To avoid using relays under strong magnetic field because it will change the parameters of relay such as pull-in and drop-out voltage.

4 为了保持继电器的性能，请注意不要使继电器掉落或受到强冲击。掉落后的继电器建议不再使用。

To maintain the performances of relays, please do not make the relay drop or be shocked strongly. Suggest that the relays dropped not be used.